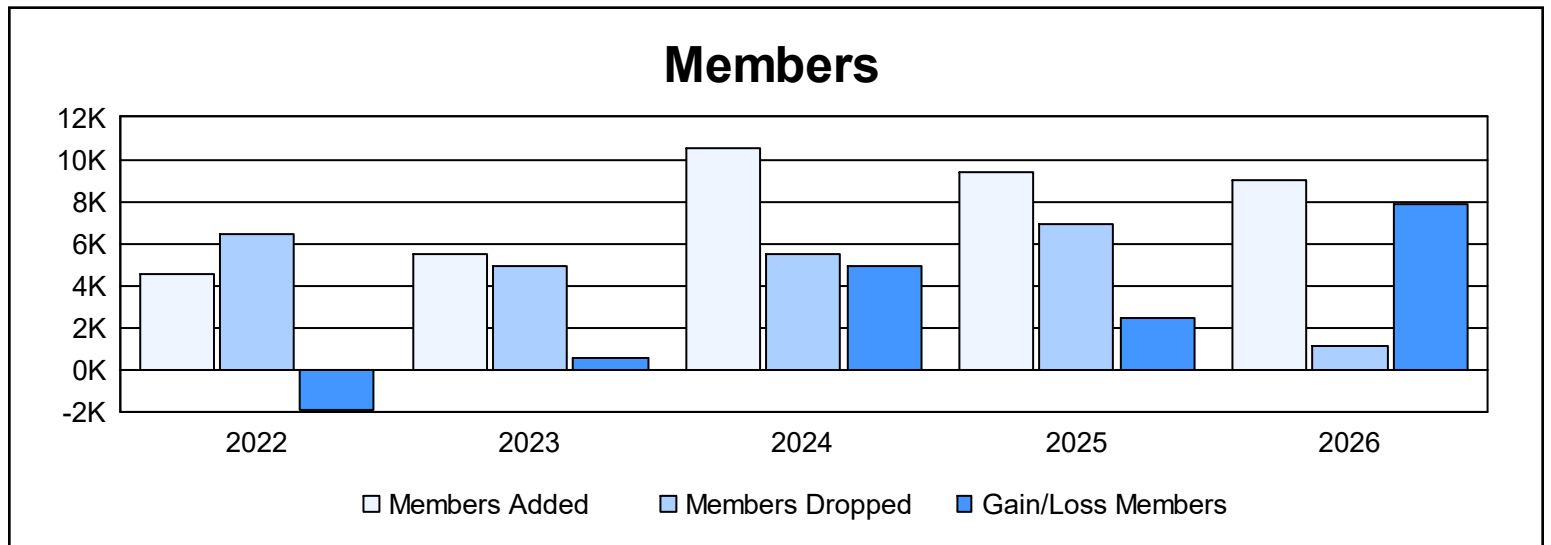
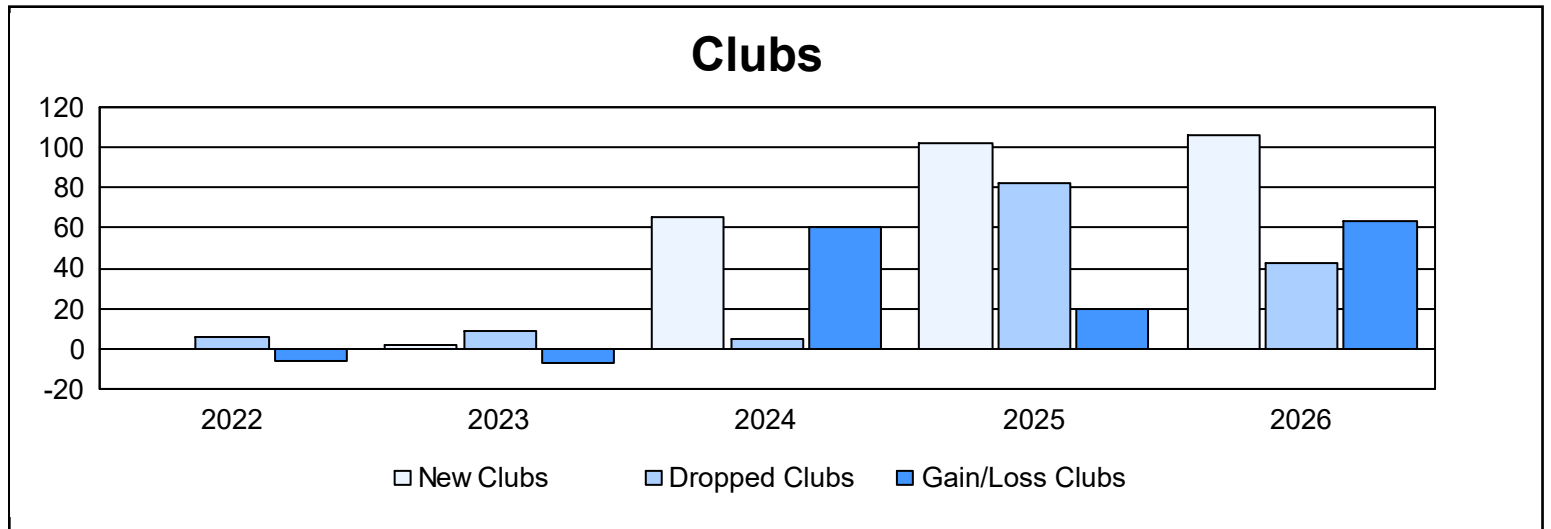
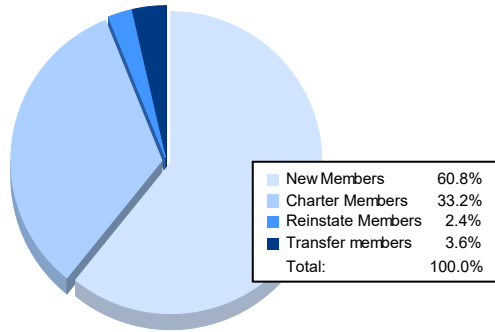


Year	New Clubs	Dropped Clubs	Gain/ Loss Clubs	New Members	Charter Members	Reinstate Members	Transfer Members	Total Member Added	Total Members Dropped	Gain/ Loss Members
2021-2022	0	6	-6	3,006	605	498	404	4,513	6,394	-1,881
2022-2023	2	9	-7	4,323	399	358	392	5,472	4,947	525
2023-2024	65	5	60	7,507	1,952	491	532	10,482	5,527	4,955
2024-2025	102	82	20	5,405	2,847	548	553	9,353	6,944	2,409
2025-2026	106	43	63	5,446	2,973	217	323	8,959	1,124	7,835
Average	55	29	26	5,137	1,755	422	441	7,756	4,987	2,769



Membership Composition March 2026 Cumulative



Gender Composition March 2026 Cumulative

